



**COMMON GROUND  
ACTIVITY PACK**





# A DAY IN THE CAMP

## AIMS:

Give groups a taste of what a day at Common Ground might be like. It should take about 45 minutes although the pace needs to be fairly snappy.

## MATERIALS:

- Paper plates or pictures of paper plates from the resource pack, colouring pens or pencils.
- Sample activities from the resource section of the website.
- Some cards from the friends bank so they can meet new people.
- Some about me cards so they can share information about themselves.
- Laptop with downloaded videos – Camp Launch and what is Common Ground.
- Songbooks if needed for campfire.

## METHOD:

Narrating the steps people will go through and try to get them to imagine the camp they are in. Here are the steps:

**Sleeping** - Get the group to spread out and find somewhere to 'sleep' around the venue, narrate the sounds of a morning camp and go into the morning cry, narrate them leaving their tents and bursting into the sun.

**Breakfast** - Give them each a paper plate - or picture of one - to decorate, say they can decorate the first third with what they want for breakfast.

**Circle** - Call a quick circle and say that announcements and updates will be made through it, maybe play a circle game. Let a few make silly announcements if they want to.

**Activities** - Have an activity for each centre up around the venue, they can go and choose what they want to do. Narrate how they might find activities at camp, hearing from a friend, seeing on a chalkboard, wandering into a session drawn by the sound of laughter etc.

Call everyone **back** together to find a friend and share what activity they did, again narrate this as what is happening rather than asking them to do it.



Say that you then play some **games** in the village and get them to play a favourite game.

It is now time for **lunch** and people can fill in the next sections of their plate.

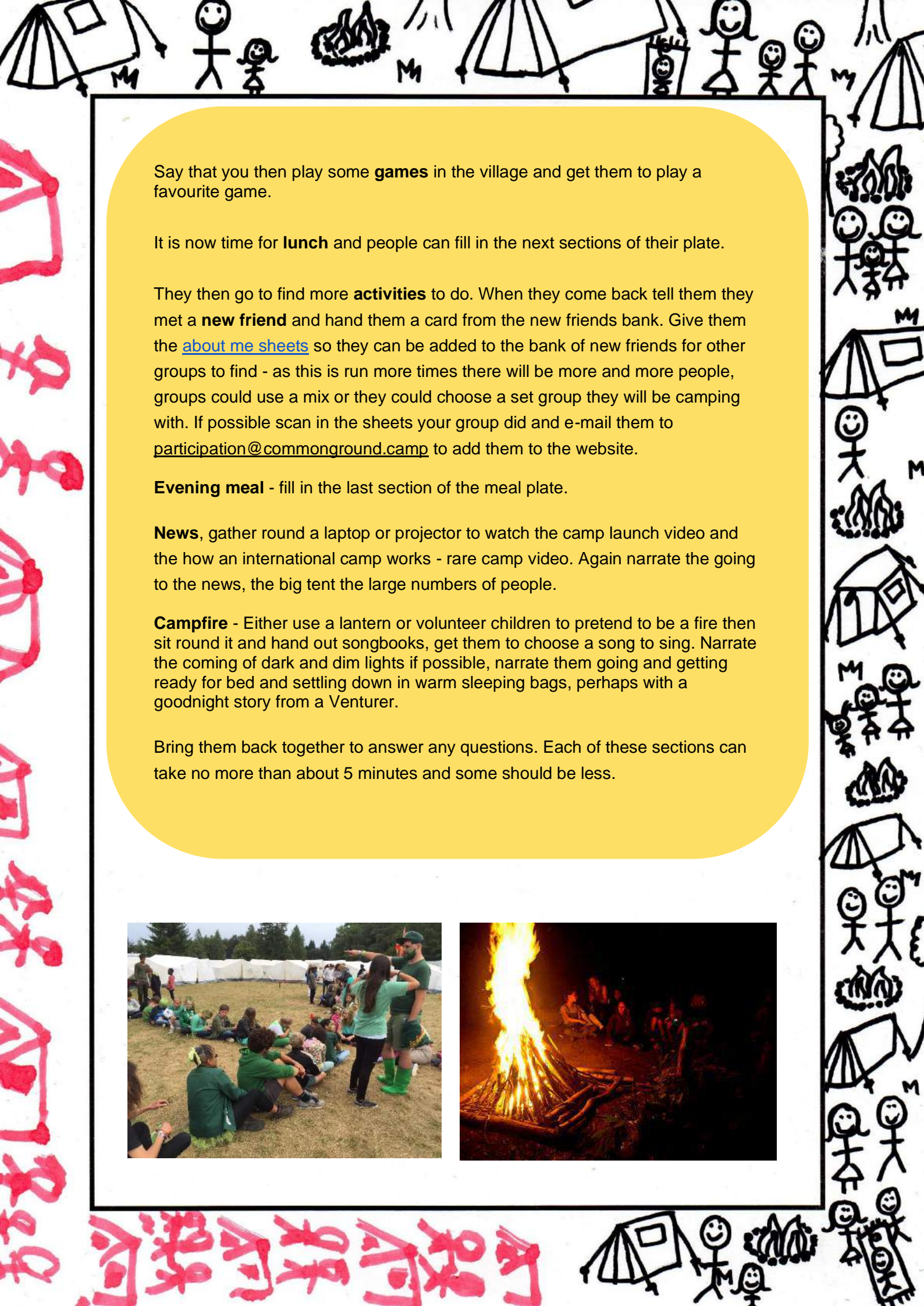
They then go to find more **activities** to do. When they come back tell them they met a **new friend** and hand them a card from the new friends bank. Give them the [about me sheets](#) so they can be added to the bank of new friends for other groups to find - as this is run more times there will be more and more people, groups could use a mix or they could choose a set group they will be camping with. If possible scan in the sheets your group did and e-mail them to [participation@commonground.camp](mailto:participation@commonground.camp) to add them to the website.

**Evening meal** - fill in the last section of the meal plate.

**News**, gather round a laptop or projector to watch the camp launch video and the how an international camp works - rare camp video. Again narrate the going to the news, the big tent the large numbers of people.

**Campfire** - Either use a lantern or volunteer children to pretend to be a fire then sit round it and hand out songbooks, get them to choose a song to sing. Narrate the coming of dark and dim lights if possible, narrate them going and getting ready for bed and settling down in warm sleeping bags, perhaps with a goodnight story from a Venturer.

Bring them back together to answer any questions. Each of these sections can take no more than about 5 minutes and some should be less.



# YOUR PERFECT CAMP

## AIMS:

To think about what makes up your perfect camp and to share that with us.

## MATERIALS:

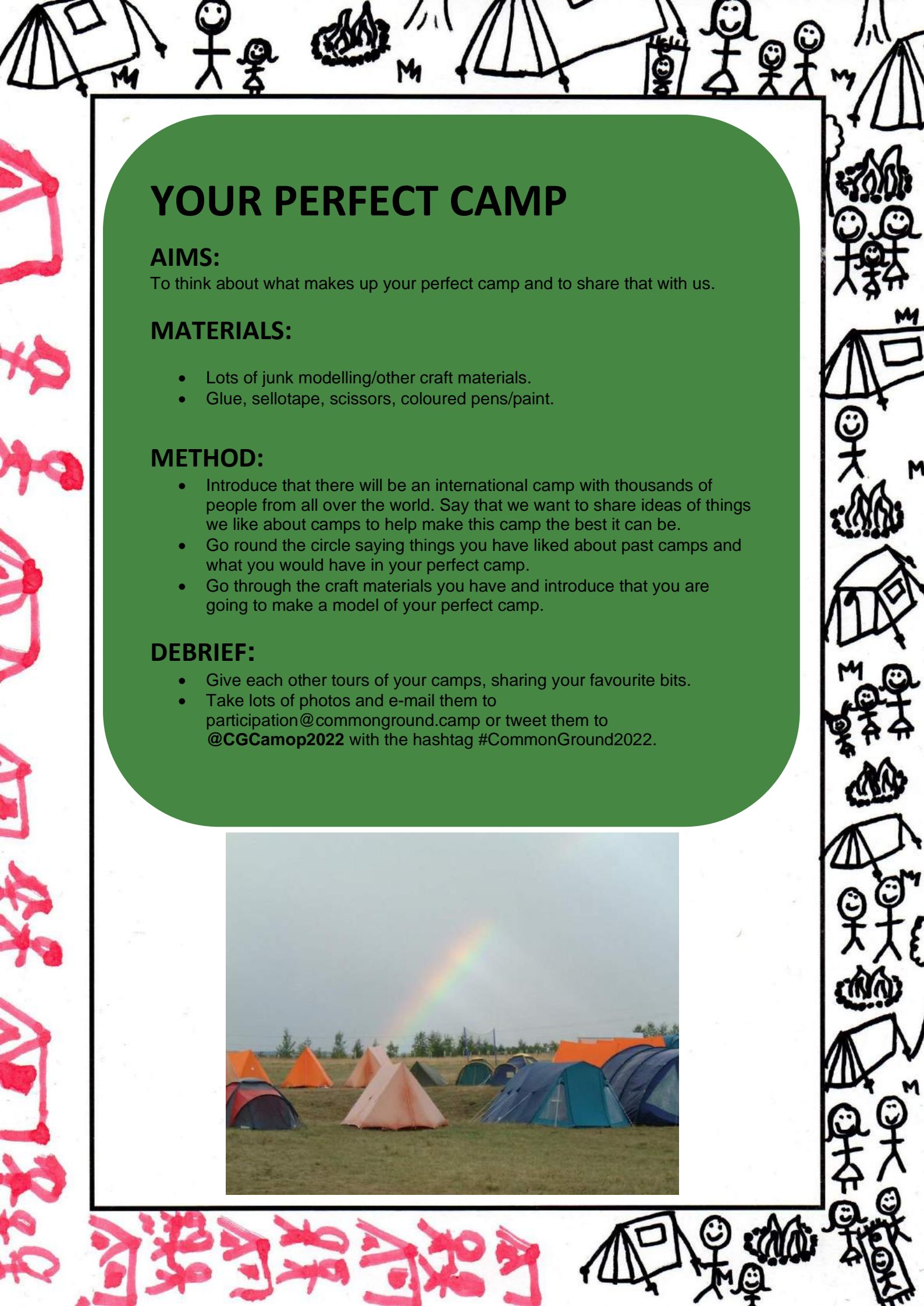
- Lots of junk modelling/other craft materials.
- Glue, sellotape, scissors, coloured pens/paint.

## METHOD:

- Introduce that there will be an international camp with thousands of people from all over the world. Say that we want to share ideas of things we like about camps to help make this camp the best it can be.
- Go round the circle saying things you have liked about past camps and what you would have in your perfect camp.
- Go through the craft materials you have and introduce that you are going to make a model of your perfect camp.

## DEBRIEF:

- Give each other tours of your camps, sharing your favourite bits.
- Take lots of photos and e-mail them to [participation@commonground.camp](mailto:participation@commonground.camp) or tweet them to [@CGCamop2022](https://twitter.com/CGCamop2022) with the hashtag #CommonGround2022.





# WHERE IN THE WORLD?

## AIMS:

- To learn where IFM-SEI has member organisations across the world
- To see that Woodcraft Folk is connected to likeminded organisations who share our values in all parts of the globe
- To think about which organisations you would like to camp with at Common Ground

## MATERIALS:

- Print outs of the table in the resource section; cut and separate out the logos from the countries and organization names. You can print several copies of the table depending on size of group.
- A large world map poster or projection
- Look at the IFM-SEI website <http://ifm-sei.org/en/members/> to see the members and find their social media, websites etc

## METHOD:

- Ask if anybody has been to an international camp with Woodcraft Folk. Can you remember any of the organisations you camped with or the places they came from?
- Have you heard of IFM-SEI?

*The International Falcon Movement – Socialist Educational International is an international educational movement working to empower children and young people to take an active role in society and fight for their rights. It is an umbrella organisation for child and youth-led movements (like ours) all over the world, educating on the basis of our common socialist values of equality, democracy, peace, solidarity, co-operation, anti-capitalism and friendship.*

- Through IFM-SEI, we have sister organisation all over the world. Can you match the logo to the organisation and then guess where in the world they come from?

- Split everyone into smaller groups and give them each a set of the logos and organisation names. For an easier version, you can also hand out the list of countries to match up.
- Give the groups 15 minutes to try and match the names up.
- Come back together and ask each group in turn to match a logo with a name and pin them on the map to guess the country. Correct as you go until all of the logos are pinned on the map.

### DEBRIEF:

- Did you know we have connections to so many organisations across the world?
- How does that feel?
- Why is internationalism a good thing?

Are there any organisations you want to find out more about? You can look on the IFM-SEI website to find their websites or social media and contact details!





# INTERNATIONAL SOLIDARITY AND FRIENDSHIP

## AIMS:

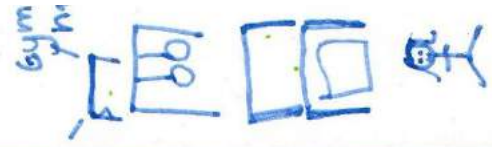
- To introduce the theme of Common Ground.

## RESOURCES:

- Map and countries for each group, found of the resources section of the Common Ground website.
- A3 or bigger paper.
- Smaller paper and coloured pens for posters.

## METHOD:

- Introductory game - one that requires no language while playing.  
Suggestion: Evolution.
  - 1. Everyone starts as an egg and jumps around in a squat position saying Egg, Egg, Egg.
  - 2. When they meet another egg they play rock paper scissors. The winner becomes a chicken and walks around like a chicken.
  - 3. When they meet another chicken they play rock paper scissors. The winner becomes a dinosaur and walks around taking big long strides while roaring with their arms in the air.
  - 4. When they meet another dinosaur they play rock paper scissors. The winner becomes a super human, makes a trumpeting fanfare sound and stands at the side with one arm up like superman.
  - 5. If you lose a rock paper scissors battle you go back down to the character before your current one. Eggs can't regress any further.
  - 6. Eventually everyone should become super human. Or you just end the game if it takes too long
- 
- Divide the group into groups of around 4. Give each group a world map and a list of countries. Ask them the following questions. If you have enough adults, you could have one in each group. If not, leaders can float from group to group.




appal



Sever  
Or



Soot  
ball



ice cream



Water  
melon  
- Spices



- pasta



jit - china



No being  
sad

Dowbona





Qappal



Can they find the countries on the map?  
 Do they know what language is spoken there?  
 Do they know any words in that language?  
 Do they know anything else about that country?

- Report back - each group can tell the others about one or 2 countries.

Explain that, at Common Ground, there are probably going to be people from every one of the countries they have just looked at. One of the great things about international camps is making friends with people from all around the world. In fact, the entire theme of the camp is international solidarity and friendship.

- Now give each group a piece of a3 paper. Ask them to write or draw what sort of thing a good friend does. How can you be a good friend? How do you know if someone is a good friend to you?

After 5-6 minutes stop them and then ask: How many of these can you do without language? Circle all the ones you could do for someone even if you didn't speak the same language. (This activity could also be done in a circle with one scribe writing on a big piece of paper in the middle).

- For the last activity, each young person needs to pick one of the ways of being a good friend and make a poster about it. Please take photos of these posters individually and send them to [programme@commonground.camp](mailto:programme@commonground.camp) we want to use them as decoration for the camp itself! If you wanted to mail them instead, you can send them to folk office c/o programme team 2022, you could also tweet them to [@CGCamp2022](https://twitter.com/CGCamp2022) with the hashtag #CommonGround2022.

### WHAT NEXT?:

Here are some tips to link up with a group in another country. You could share videos about where you live, games and recipes and get to know them. You could then invite them to Common Ground and meet them there.

- Look at the members section of the IFM website and find an organization to e-mail, they will mostly have their own websites too so you could find out more.
- Post on the IFM facebook group that you would like to link to a group and see if someone puts you in touch.
- Contact Frankie at [international@commonground.camp](mailto:international@commonground.camp)

Water melon - Spices



- pasta

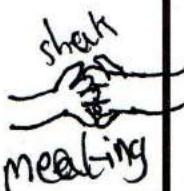


jit - china

Sever  
or



Foot ball



ice cream



No being sad

lowbana





# POEMS OF CAMPS PAST

## AIMS:

- To share what you love or enjoy about camps and what they mean to you.
- To share what you hope for from Common Ground.

## RESOURCES:

- Pens and paper.
- Sample poems – in resource section.
- Prompt sheets – in resource section.
- Camera

## METHOD:

Introduce the camp and say the plan is to write some poetry about hopes for the camp and memories of old camps.

Go round giving favourite memories of camp, try to include lots of description.

Share examples of poems and go through the prompts.

Depending on group either model writing a poem using the prompts or give them to them to write.

After they have time to write get some to share their poems. Take photos of any who are happy with this and send them to [participation@commonground.camp](mailto:participation@commonground.camp) or tweet them to [@CGCamp2022](https://twitter.com/CGCamp2022) with the hashtag #CommonGround2022. The suggested prompts are below.

-- I Remember

10 lines about camp each starting 'I remember' - feel free to take off and leave the 'I remembers' behind, but if you run out of steam just start a new line with 'I remember.'

-- 8 lines on 'The Best Camp' Part 1:

Favourite memories from camp.

Do you remember meeting someone on camp? When did you meet?

What have you most enjoyed doing?

What was the best thing that happened?

What was your favourite meal?

-- Part 2: 8 Lines on 'My Dream Camp'

What would be your ideal camp?

What would people do there?

What would it look like?

What would it sound like?

Who would be there?





# MATTERS OF TASTE

## AIMS:

- Think about your favourite camp meals.

## RESOURCES:

- Postits
- Meal cards from resources section.

## METHOD:

### Starting off – What meal am I? (10 minutes)

In the style of *Heads Up!* put names of meals on post it notes. Each person chooses a post it note WITHOUT looking at the meal and sticks it to their forehead. By asking questions of other people in the group (that can only be answered yes or no, everyone must try to guess what meal they are. This can be done by walking around and talking to people or by taking in turns as a circle activity.

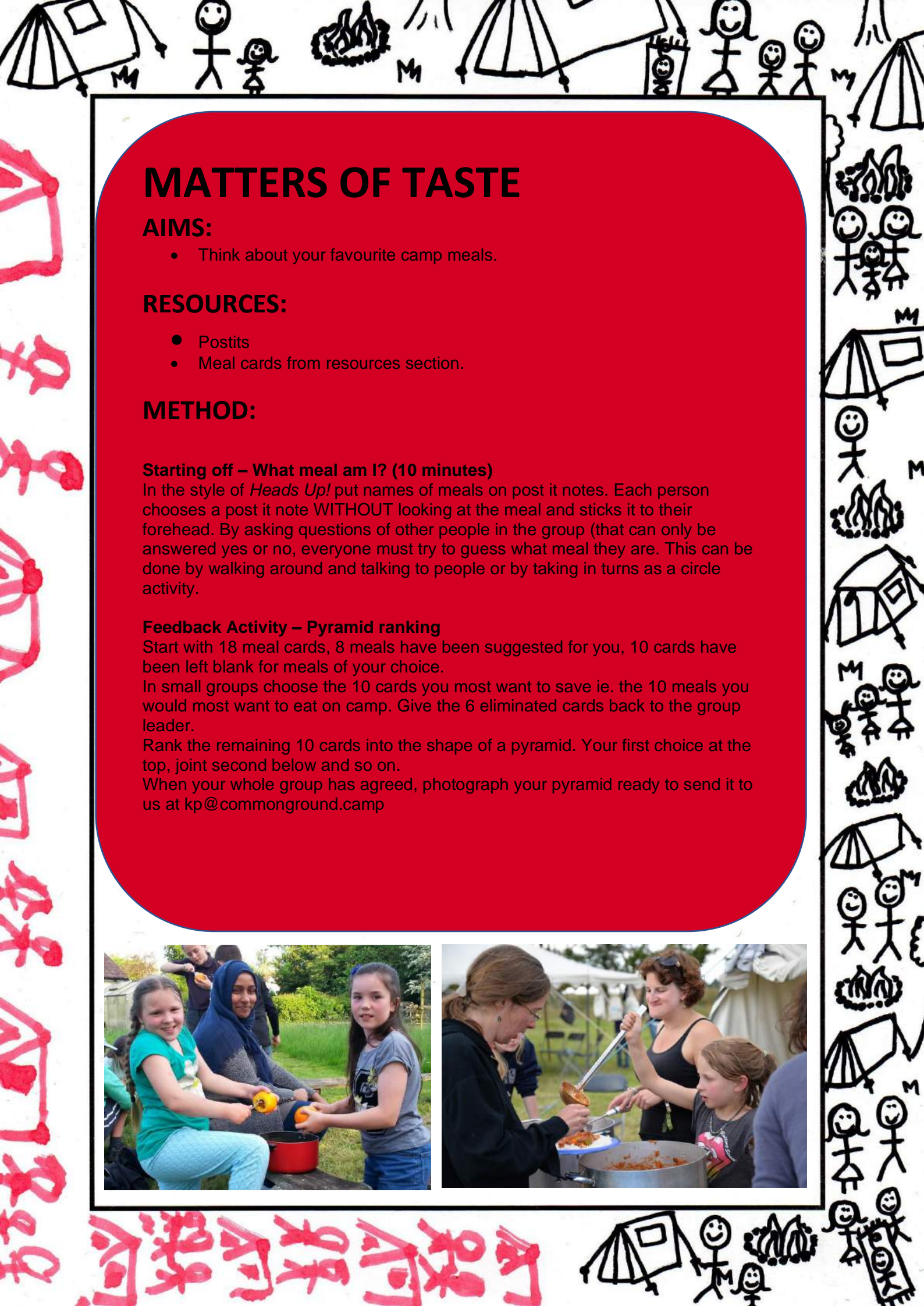
### Feedback Activity – Pyramid ranking

Start with 18 meal cards, 8 meals have been suggested for you, 10 cards have been left blank for meals of your choice.

In small groups choose the 10 cards you most want to save ie. the 10 meals you would most want to eat on camp. Give the 6 eliminated cards back to the group leader.

Rank the remaining 10 cards into the shape of a pyramid. Your first choice at the top, joint second below and so on.

When your whole group has agreed, photograph your pyramid ready to send it to us at [kp@commonground.camp](mailto:kp@commonground.camp)







# CENTRES, CENTRES, CENTRES

## AIMS:

To find out what a centre is.

To try out some activities from some of the centres at camp.

## RESOURCES:

Sub-session plans found in the resources section and any resources they need.

## METHOD:

1. Explain that at big woodcraft camps there are tents where the activities have different themes. Themes like peace, environment, migration or arts and crafts. Explain that you'll be able to visit these throughout the camp and do activities on these themes. And the activities that follow are examples of them.  
(all these activities are from the IFM-SEI resource packs which can be found here [ifm-sei.org/en/publications-2/educational-resources](http://ifm-sei.org/en/publications-2/educational-resources))
2. Set up more than one of the following shorter games (up to 30 mins each) and allow the children to choose and do more than one if there's time.
  1. Rainbow – In and Out Energizer
  2. Peace, Conflict and Cooperation – The Battle for the Orange
  3. Environment and Migration – Washroom Visa Game
  4. Peace, Conflict and Cooperation – cooperation energizers
3. Break: discuss with each other what they went to and how they compare. Do they like them? Would they play them again? Would they work with people from other countries?
4. Choose one of the longer activities (up to 60 mins each) to do all together. Children should choose if there's time but the leader can choose in advance if necessary.
  1. Environment and Migration – Climate Refugees
  2. Rainbow – Families under Construction
  3. Peace, Conflict and Cooperation - Peascapes

5. The leader lays out the names of all the centres they have done in this session on pieces of paper and they can choose one they want to know more about or say which one they enjoyed most. Leader also mentions that there will be other centres around other topics like science, media, feminism, anti-racism, bushcraft.
6. This is just a suggested structure for your session. Please use the provided activities however you like.
7. We would love to hear which topics and activities worked best and which need improving on [programme@commonground.camp](mailto:programme@commonground.camp)

If you would like someone to come and run one of these sessions for the group and talk about camp or would like to run some for another group please e-mail [participation@commonground.camp](mailto:participation@commonground.camp)

Visit

[www.commonground.camp](http://www.commonground.camp)

to stay up to date with what is happening with the camp and to find all sorts of useful information including fundraising support.

